

# On Your Daily Walk

The text 'On Your Daily Walk' is rendered in a yellow, 3D-style font with a drop shadow. The letters are tall and thin, with a classic serif design. The shadow is cast to the left and slightly forward, giving the text a sense of depth and making it appear to float above the surface.

Songs For Your Spirit  
**Songs For Your Spirit**  
Volume 2



Copyright 2006 Jeanne Loehnis Appleton, Wisconsin  
Songs For Your Spirit Publishing  
All Rights Reserved

No part of this book may be reproduced beyond the  
purchased licensing agreement or transmitted  
in any form or by any means, electronic or mechanical,  
without permission in writing from the publisher.

Contact information:

Jeanne Loehnis  
133 West Florida Avenue  
Appleton, WI 54911  
(920) 858-3262  
SongsForYourSpirit@new.rr.com  
www.SongsForYourSpirit.com

David Ezell  
2135 Cunningham Rd.  
Columbia, SC 29210  
(803) 798-2901  
(803) 319-8004  
davidzell@earthlink.net

First Edition November 2006

## Composer's Thoughts

Welcome to *On Your Daily Walk*, a collection of songs to highlight those qualities which, when practiced daily, do much to grow our consciousness of Spirit. Centering ourselves in love and gratitude for the life that we have been given brings our focus to positive, affirming thoughts. Acknowledging Spirit as Source through praise and claiming the spiritual power that is inherently ours remind us that we always have all that we need. The *Songs For Your Spirit* series includes these inspirational topics:

- *Christmas and other Special Topics*
- *Faith Trust, and Letting Go*
- *God's Love*
- *Healing and Forgiveness*
- *Let Your Light Shine!*
- *On Your Daily Walk*
- *Prayer and Meditation*
- *Prosperity and Thought*
- *Release The Imprisoned Splendor*
- *We Are One*

Music is an integral part of any worship service. As a universal language, music has the ability to touch the depth of our spiritual selves. The energy created by music, energy which flows in and through and around us all, is never more moving than when each member of the congregation raises their voice in song. It is pure gift when the music minister provides the framework for every congregant to experience the message in song. It is toward this goal that *Songs For Your Spirit* came to be.

Music, for me, is the main channel through which Spirit's presence and guiding force make themselves known. Experiencing the minister's message in song through easy melodies and meaningful lyrics completes the service and provides an experiential memory that will resurface frequently during the week. It is my hope that, through bringing these songs to life, you and those with whom you worship will have found yet another path to the personal voice of Spirit within you.

**As a Minister or Spiritual Leader** you will find here the lyrics of transformational music, lyrics which support your message and may even provide the idea and framework for the next message. Many of the songs in the series were written from ministers' notes in order to "be the message" in song for the week. Search the CD to locate quickly the lyrics which meet your need.

**As a Music Minister** you will find:

- Catchy melodies in keys that the average singer can perform
- Easy-to-play piano arrangements formatted to minimize page turns
- Simple harmonies that are easily embellished by the improvisation artist
- Lead sheets in guitar-friendly keys
- A suggested use index to guide selection based on your need for a congregation, group, or solo piece
- Recordings, piano karaoke tracks, lyric text for projection

It is my hope that this music is both meaningful and easy to use. Your comments and suggestions are welcome! You will find contact information on page two for primary contributors. Please check out:

[www.SongsForYourSpirit.com](http://www.SongsForYourSpirit.com)

for links to spiritual music from many other talented and beautiful people!

Blessings, my friends!  
Jeanne

Special thanks ...

to David Ezell who collaborated on this book,  
sharing freely his experience as an arranger,  
his excitement about the message,  
and his support for the work of Spirit in the world;

to Linda Missad, whose loving attention to detail in  
Volume I, *Let Your Light Shine!*,  
provided a template that makes this volume just as  
easy to read and lovely to the eye;

and to Marc Golde of Rock Garden Studio  
who brings my simple guitar playing  
and vocals to life in the studio and helps me  
to relax and feel confident despite my lack of experience;

and to Greg Waters of Vector CDs for  
affordable, quality reproduction;

and to some very special friends who encourage,  
spread wonderful rumors about this music,  
lift me up when I feel down;

and to my husband, Jamie, who believes in me,  
gifts me with time and space to do this work,  
and loves me.

# On Your Daily Walk

<b>Song</b>	<b>Suggested Use</b>	<b>Page</b>
Gratitude	Congregation, Opening or Closing	6
It's A Blessed Day	Congregation, Opening	8
How Do I Love Thee?	Congregation, Easy to harmonize, Opening or Closing	10
Kingdom, Power, Glory	Congregation, Multi-Part Chant Optional, Opening or Closing	14
Power Is In Now	Congregation, Multi-Part Chant Optional, Opening or Closing	16
Give It Your Best Shot!	Leader or Choir, Closing	20
The Greatest Love	Leader or Choir, Meditation	24
Jesus, I Will Follow	Children	28
Praise God Every Day	Children	30
Praise God	Congregation, Opening	32
And I Want To Thank You	Solo, Meditation	34
I'm Gonna Give It Away	Congregation, Easy to Harmonize, Closing	38

# Gratitude

Words and Music by Jeanne Loehnis  
arr. Jeanne Loehnis

Have fun (♩ = c. 138)

C C/B C/A G7 C C/B C/A G7

The piano introduction consists of two systems of music. The first system has four measures with chords C, C/B, C/A, and G7. The second system also has four measures with chords C, C/B, C/A, and G7. The melody is in the right hand, and the bass line is in the left hand.

C C/B C/A C/G

Grat - i - tude, grat - i - tude,  
Grat - i - tude, grat - i - tude,  
Grat - i - tude, grat - i - tude,

The first system shows the vocal line with lyrics and the piano accompaniment. The piano accompaniment has four measures with chords C, C/B, C/A, and C/G. The vocal line has four measures corresponding to the lyrics.

C G

it's not a feel - ing it's an at - ti - tude. When  
it's not a feel - ing it's an at - ti - tude. No  
it's not a feel - ing it's an at - ti - tude. Each

The second system shows the vocal line with lyrics and the piano accompaniment. The piano accompaniment has four measures with chords C and G. The vocal line has four measures corresponding to the lyrics.

(\* ) This song should be done playfully. Stretch the rhythm in the "verses". Pause before "All is well".  
Have fun and give it attitude!

Gratitude - page 2

C C+/E

chal - lenge is con - ceal - ing all things I would call ap - peal - ing grat - i -  
 mat - ter my e - mo - tion, when sweet grat - i - tude's in mo - tion I am  
 day is mine to fo - cus not on an - cient ho - cus po - cus but a

F C/G G7

Until last time C Last time C

tude can be re - veal - ing: All is well.  
 one with the rich no - tion: All is well.  
 dai - ly grate - ful no - tice: All is well.

(\*) Optional verses

Gratitude, gratitude, it's not a feeling it's an attitude.  
 Despite all that I'm doing  
 I'm not winning but I'm losing.  
 Gratitude won't stop infusing:  
 All is well.

Gratitude, gratitude, it's not a feeling it's an attitude.  
 As I trust in the process,  
 use the steps to cut my losses,  
 gratitude shows me the progress:  
 All is well.

Gratitude, gratitude, it's not a feeling it's an attitude.  
 When I let go of worry  
 and the endless hurry scurry  
 gratitude comes with a flurry:  
 All is well.

Gratitude, gratitude, it's not a feeling it's an attitude.  
 When fear is overwhelming  
 and I feel as though I'm drowning  
 gratitude upturns my frowning:  
 All is well.

# It's A Blessed Day

Words and Music by Jeanne Loehnis  
arr. David Ezell

Joyfully (♩ = c. 108)

The musical score is written in 4/4 time. The piano accompaniment consists of a treble and bass clef. The vocal line is in a single treble clef. The lyrics are written below the vocal line.

It's a

bles - sed day in the mor - ning. The sky is  
bles - sed day, can't you feel it? With - in your  
bles - sed day, will you share it? Up - on your

It's A Blessed Day - page 2

Em F C/G Am

blue, the sun is bright. It's a bles sed day and  
 heart, God's love is true. It's a bles - sed day. You  
 face, now wear your smile! It's a bles - sed day. Come

The first system of the score features a vocal line in treble clef and a piano accompaniment in grand staff. The vocal line has a melody with lyrics. The piano accompaniment consists of chords and moving lines in both hands. Chords are indicated above the vocal line: Em, F, C/G, and Am.

Dm7 G7sus4 G7 1, 2 C G7sus4 G7 Last time C

ev - 'ry - thing's al - right. It's a  
 know God lives in you. It's a  
 walk with God a while.

The second system continues the musical score. It includes a vocal line and piano accompaniment. The vocal line has lyrics and a melody. The piano accompaniment includes chords and moving lines. Chords are indicated above the vocal line: Dm7, G7sus4, G7, 1, 2 C, G7sus4, G7, and Last time C.

Dm7 G11 C G11 C

The third system shows the piano accompaniment for the final part of the page. It consists of chords and moving lines in both hands. Chords are indicated above the staff: Dm7, G11, C, G11, and C.

# How Do I Love Thee?

Words and Music by Jeanne Loehnis  
arr. David Ezell

Lightly (♩ = c. 120)

The musical score is arranged in three systems, each with a vocal line and a piano accompaniment. The key signature is B-flat major (two flats) and the time signature is 4/4. The tempo is marked 'Lightly' with a quarter note equal to approximately 120 beats per minute. The piano accompaniment features a steady bass line and a treble line with triplets and chords. The vocal lines are simple and follow the lyrics.

**System 1:** Chords: B♭, Gm, Cm7, F7sus4, F7, B♭, Gm, E♭, F7. Lyrics: (none)

**System 2:** Chords: B♭, Gm7, Cm7, F7, F7sus4. Lyrics: How do I love thee? Let me count the ways.

**System 3:** Chords: B♭, Gm7, Cm7, F7. Lyrics: How do I love thee? Let me see.



How Do I Love Thee? - page 3

Gm 3 Dm 3 Cm7 F7sus4 F7 Bb Gm

1, 2  
Eb F7

How do I love thee? Let me count the ways.

Last time  
Cm F7 F7 Bb Gm Cm7 Dm

Let me count the ways. Let me

Eb F7 Bb Gm Eb F7 Bb

count the ways!

col 8vb

This page intentionally left blank

# Kingdom, Power, Glory

Words and Music by Jeanne Loehnis  
arr. David Ezell

Joyfully (♩ = c. 80)

Chords: D, A

Voice 3: We are One!

Voice 2: We are One in the King - dom! We are

Voice 1: We are One in the King - dom! We are

(\* ) Kingdom, Power, Glory was written as a congregation chant. Bring in the voices one at a time, bottom up.

(\*\*) Alternate words for use with a message about Prosperity:

Voices 1 and 2:

We've received from the Spirit!  
And we give to our neighbor!  
And we share in the riches of all life!

Voice 3:

We've received!  
And we give!  
In the riches of life!

Kingdom, Power, Glory - page 2

Chords: D, A, D GM7(add9)

V3: We are One! Yes, we

V2: One with the Po - wer! And we share in the Glo -

V1: One with the Po - wer! And we share in the

Chords: D/A, A, D, G6, 1 D, A11, 2 D

V3: share in the Lord!

V2: ry of the Lord! We are

V1: Glo - ry of the Lord! We are

# Power Is In Now

Words and Music by Jeanne Loehnis  
arr. David Ezell

**Powerfully and with intention** (♩ = c. 118)

Cm(add9) Cm Cm(add9) Fm7 Cm(add9) Cm Fm7 G7b13

The piano accompaniment for the first system is in 4/4 time and C minor. The right hand features a rhythmic pattern of eighth notes and chords, while the left hand plays a simple bass line with quarter notes and rests.

The second system includes three vocal parts (V1, V2, V3) and piano accompaniment. V1 and V3 are marked with a double bar line and a repeat sign, indicating they are to be repeated. V2 has the lyrics: "Po-wer, po-wer is in Now. Yes, all". The piano accompaniment continues with the same rhythmic pattern as the first system.

\* Chant can be done in unison on any single line or with any two or three parts sung together. Repeat as desired.

Power Is In Now - page 2

V1

V2

Cm(add9) Cm Fm7 G7b13 Cm Cm9 Cm(sus4)/G Cm

po - wer, po - wer is in Now.

V3

V1

V2

Cm(add9) Cm Fm Cm(add9) Cm Fm Fm6

Po - wer, po - wer is in Now. Yes, all

V3

Po - wer is in Now. Po - wer is in Now.

V1 Cm

V2 Cm(add9) Cm Fm G7b13 Cm(add9) Cm Cm(sus4) All

po - wer, po-wer is in Now.

V3 Po-wer is in Now. Yes, Po-wer is in Now.

V1 Cm(add9) Cm Cm(add9) Fm Cm(add9) Cm

po - wer is in Now. All po - wer is in

V2 Po - wer, po-wer is in Now.

V3 Po - wer is in Now. Po-wer is in

Fm7 Fm6 Cm(add9) Cm Fm7 G7b13

V1  
Now. All po - wer is in Now. All

V2  
Yes, all po - wer, po - wer is in

V3  
Now. Po - wer is in Now. Yes,

This system contains the first six measures of the piece. It features three vocal parts (V1, V2, V3) and a piano accompaniment. The key signature has two flats (Bb and Eb). The piano part consists of a simple bass line in the left hand and chords in the right hand. The lyrics are: 'Now. All po - wer is in Now. All' for V1; 'Yes, all po - wer, po - wer is in' for V2; and 'Now. Po - wer is in Now. Yes,' for V3.

Cm(add9) Cm 1 Cm(sus4) Cm 2 Cm(sus4) Cm

V1  
po - wer is in Now. Now.

V2  
Now.

V3  
Po - wer is in Now. Now.

1 2

This system contains the final six measures of the piece. It features the same three vocal parts and piano accompaniment. The lyrics are: 'po - wer is in Now. Now.' for V1; 'Now.' for V2; and 'Po - wer is in Now. Now.' for V3. The piano part includes two first endings, labeled '1' and '2', which lead to different chordal resolutions.

# Give It Your Best Shot

Freely (♩ = c. 130)

Words and Music by Jeanne Loehnis  
arr. David Ezell

The first system of music features a vocal line on a single treble clef staff and piano accompaniment on grand staff (treble and bass clefs). The key signature is two sharps (D major) and the time signature is 4/4. The piano part begins with a D chord and includes a repeat sign. The vocal line has a whole rest followed by a double bar line and repeat sign.

The second system continues the musical notation. The vocal line has a whole rest followed by a double bar line and repeat sign. The piano accompaniment includes the following chords: G, Gm6/E, D/A, A7, and D. The lyrics "We've We'll" are positioned to the right of the piano staff.

The third system contains the main body of the song's lyrics. The vocal line is on a single treble clef staff, and the piano accompaniment is on grand staff. The lyrics are: "Ev - ery - one's a child in this game called life. And E - ven when we feel a - fraid or lost at sea and got this pre - cious life to live, one bles - sed chance, and find we're up a - gainst a wall and lost at times. We've Nev - er need we feel a - lone, with - out a prayer. Sweet". The piano accompaniment includes D and G chords.

Give It Your Best Shot - page 2

D A

les - sons in a - bun - dance will un - fold.  
 when we've run a - way and tried to hide:  
 ma - ny rich love sto - ries ours to tell. Yet  
 strayed for we have ta - ken a wrong turn. Re -  
 Spi - rit's al - ways read - y to as - sist. In

D D/C G/B Gm/Bb

Each day of - fers yet an - oth - er clean white slate And  
 nev - er on our own with - out a help - ing hand for  
 some - times we for - get that it's a sa - cred dance: In  
 turn - ing to the sa - cred dance we step in line And  
 an - y mo - ment, eve - ry mo - ment turn with - in and

D/A A D D7

ours the sto - ry to be told.  
 Spi - rit's al - ways at our side. So  
 part - ner - ship with Spirit - all is well. So  
 trust The Way we'll soon dis - cern. So  
 Spi - rit's gui - dance we'll en - list! So

Give It Your Best Shot - page 3

G D G D

Give it your best shot Spi - rit child in

The first system of music features a vocal line and piano accompaniment. The key signature has two sharps (F# and C#). The vocal line starts with a G chord, followed by a D chord, then another G and D. The lyrics are "Give it your best shot Spi - rit child in". The piano accompaniment consists of a treble and bass clef with various chords and melodic lines.

G D Em7 A7 Em7 A7 D

ev - ery - thing you do to - day! Give it your best shot

The second system continues the music. The vocal line has chords G, D, Em7, A7, Em7, A7, and D. The lyrics are "ev - ery - thing you do to - day! Give it your best shot". The piano accompaniment continues with similar harmonic support.

G D G A7

1 D 2 D

Spi - rit child! I'm right here light - ing your way.

The third system concludes the page. The vocal line has chords G, D, G, and A7. The lyrics are "Spi - rit child! I'm right here light - ing your way.". There are two endings for the piano part: the first ending leads back to the beginning of the system, and the second ending leads to a final chord. The piano accompaniment features a variety of chord voicings and melodic patterns.

This page intentionally left blank

# The Greatest Love

Words and Music by Jeanne Loehnis  
*arr. David Ezell*

Prayerfully (♩ = c. 96)

Chords: Eb, Ab, Bb, Cm

This system shows the first four measures of the piano accompaniment. The key signature has three flats (Bb, Eb, Ab) and the time signature is 4/4. The tempo is marked 'Prayerfully' with a quarter note equal to approximately 96 beats per minute. The first measure is a whole rest. The second measure has a chord of Eb. The third measure has a chord of Ab. The fourth measure has chords of Bb and Cm.

Chords: AbM7, Fm, Bb11, Eb

I've found the

This system shows measures 5 through 8. Measure 5 has a chord of AbM7. Measure 6 has a chord of Fm. Measure 7 has a chord of Bb11. Measure 8 has a chord of Eb. The vocal line begins in measure 8 with the lyrics 'I've found the'.

Chords: Eb, Ab, Bb, Eb, Eb/G

great - est Love in all of the land. I've found the

This system shows measures 9 through 12. Measure 9 has a chord of Eb. Measure 10 has a chord of Ab. Measure 11 has a chord of Bb. Measure 12 has chords of Eb and Eb/G. The vocal line continues with the lyrics 'great - est Love in all of the land. I've found the'.

The Greatest Love - page 2

AbM7 Fm Bb Bb7 Eb Bbsus4

great - est Love right here in my hand. I've found the

Detailed description: This system contains the first two measures of the piece. The vocal line starts with a quarter note G4, followed by a quarter note A4, a quarter note Bb4, and a quarter note C5. The piano accompaniment features a steady bass line and chords in the right hand.

AbM7 Db G7 Cm Abm6/Cb

great - est Love in the heart of man. I've found the

Detailed description: This system contains the next two measures. The vocal line continues with a quarter note D5, a quarter note E5, a quarter note F5, and a quarter note G5. The piano accompaniment provides harmonic support with chords and a consistent bass line.

Eb/Bb Ab D7 Bb7

*rit.* //

great - est Love in the pure "I AM". I've found the

Detailed description: This system contains the final two measures. The vocal line has a quarter note G5, a quarter note A5, a quarter note Bb5, and a quarter note C6. The piano accompaniment includes a ritardando section marked with 'rit.' and a double bar line, followed by a final chord and bass line.

The Greatest Love - page 3

*a tempo*

Chords: Eb, Ab, Bb, Cm

great - est Love and all can see. I've found the

Chords: AbM7, Fm7, Bb11, Eb

*Last time to coda*

great - est Love right here in you and me!

*Last time to coda*

Chords: AbM7, Fm7, Bb11 Bb7, Eb

*Verses*

I've trav - eled  
And I've searched

The Greatest Love - page 4

Gm Cm Fm7 G7

day and night through times of fear and strife. I've walked with  
high and low and I've searched near and far. I've climbed the

AbM7 Gm7 Cm7 Fm7 Bb Bb11

o - pen hands here and in for - eign lands. And I've found the  
high - est peak, swam to the o - cean deep. But I've found the

⊕ Bb11 Bb7 Eb ⊕ Bb11 Eb

⊕ you and me!

# Jesus, I Will Follow

Joyfully (♩ = c. 144)

Use entire song as introduction

Words and Music by Jeanne Loehnis

arr. David Ezell

The musical score is written in 4/4 time and consists of two systems. The first system contains the first two lines of the song. The second system contains the next two lines. Each system includes a vocal line with lyrics and a piano accompaniment with treble and bass staves. Chord symbols are placed above the vocal line.

Chord symbols for the first system: C, Am, F, G

Chord symbols for the second system: Am, F, Fm6, C/G, G7, C

Lyrics for the first system: Je - sus, I will fol - low as Your life lights my way.

Lyrics for the second system: Je - sus, I will fol - low in Your foot - steps eve - ry day.

(\*) Jesus, I Will Follow was written to be used by a children's Sunday school program. Children act out the "following" and "leading" and replace "Mary" with the name of the individual being led. The song is repeated as often as there are children to lead.

Jesus, I Will Follow - page 2

C Am F G

Je - sus, I will lead as Your life lights my way.

Am F Fm6 Dm9 G C

Je - sus, I will lead friends like Ma - ry day by day.

# Praise God Every Day

Very lively (♩ = c. 144)

Use entire song as introduction

Words and Music by Jeanne Loehnis

arr. David Ezell

The musical score is written in common time (C) and consists of two systems. The first system includes a vocal line and a piano accompaniment. The vocal line has four measures of music with lyrics: 'Sing God's prai - ses loud and clear. Praise God on the flute and drum. Praise God as you walk a - round. Praise God e - ven when you dance.' Above the vocal line, the chords C, Dm7, G7, and C are indicated. The piano accompaniment features a simple bass line in the left hand and chords in the right hand. The second system also includes a vocal line and piano accompaniment. The vocal line has four measures of music with lyrics: 'Ev - ery - one will stop to hear. If you choose then you can hum. Move, but do not make a sound. Come now! You can take the chance.' Above the vocal line, the chords F, C, and G7 are indicated. The piano accompaniment continues with similar patterns.

(\*) Song is intended to be an interactive activity with children. During the measures of rest (3-4, 7-8, 11-12), musicians should keep the beat while children act out the phrase they've just sung. Lyrics can be selected from the numerous verses below or made up by the children.

Praise God Every Day, page 2

9 C Dm G7 C Dm7 D7

With your friends now shout and cheer.  
 There's a part for ev - ery - one.  
 March now, as your feet they pound.  
 With God nev - er say you can't.

13 G C G C

Praise God ev - ery day.  
 Praise God with a song.  
 Praise God with your feet.  
 Praise God as you move.

*Optional verses:*

Praise God in the morning light.  
 Each and every noon and night.  
 And before you start a fight.  
 Praise God all the time.

Praise God in your Sunday best.  
 When you're dressed to take a test.  
 Even if your hair's a mess.  
 Praise God as you are.

Praise God anywhere you go.  
 Everyone God's Love you'll show.  
 Shout God's praises high and low.  
 Praise God everywhere.

Praise God when you pet your cat.  
 When you watch her chase a rat.  
 Even as she swats a gnat.  
 Praise God for your pets.

Praise God when you're feeling mad.  
 When you're down and when you're sad.  
 God will make your heart feel glad.  
 Praise God in your need.

Praise God when you help a friend.  
 To his needs you can attend.  
 Then with prayer God's Love you'll send.  
 Praise God as you help.

Praise God when you're with your Dad.  
 When your sister's acting bad.  
 Even if your brother's mad.  
 Praise God at your home.

Praise God with your favorite sport.  
 On the field or on the court.  
 When the ball's been thrown too short.  
 Praise God at the game.

Praise God with your inner voice.  
 As you listen to each choice.  
 Let your spirit now rejoice.  
 Praise God from your soul.

# Praise God

Words and Music by Jeanne Loehnis  
arr. Jeanne Loehnis

Happily (♩ = c. 144)

B♭ B♭7 Eb/G Cm B♭ B♭7/D Eb B♭

The first system of piano accompaniment consists of two staves. The right hand plays a melody of eighth and quarter notes, while the left hand provides a steady bass line with quarter notes. The key signature has two flats (B♭ and E♭), and the time signature is 4/4.

E♭ Gm/D A♭/C Eb/B♭ Eb Gm A♭

Sing out with joy from the Lord now. Sing out the love  
Reach out with love from the Lord now. Reach out - your neigh-  
Speak out the truth of the Lord now. Speak out and tell  
Work with the strength of the Lord now. Work hard God's la-  
Play with the gifts that God gave you. Play now en - joy

The second system features a vocal line with lyrics and piano accompaniment. The piano part continues with the same melodic and harmonic patterns as the first system, supporting the vocal melody.

B♭ E♭ Eb Gm/D A♭/C B♭

in your heart. Praise God with each song you sing now.  
bor to touch. Praise God by lov - ing each per - son.  
ev - ry - one. Praise God by hon - est - ly shar - ing.  
bor to do. Praise God by serv - ing in love now.  
each day. Praise God by shar - ing your tal - ents.

The third system continues the vocal and piano accompaniment. The piano part provides harmonic support for the final lines of the song.

Praise God - page 2

B $\flat$ 
B $\flat$ 7/A $\flat$ 
E $\flat$ /G
Cm
B $\flat$ 
B $\flat$ 7
E $\flat$

Praise now the Lord our God. Praise God in Song!  
 Praise now the Lord our God. Praise God in Love!  
 Praise now the Lord our God. Praise God in Truth!  
 Praise now the Lord our God. Praise God in Work!  
 Praise now the Lord our God. Praise God in Play!

1, 2, 3, 4

Last time

B $\flat$ 
B $\flat$ 7
E $\flat$

# And I Want To Thank You

Words and Music by Jeanne Loehnis  
arr. David Ezell

Joyfully (♩ = c. 112)

And I want to

E♭ Cm7 B♭11 B♭7

thank You, Lord. Thank You for eve - ry - thing You are!  
thank You, Lord. Thank You from the bot - tom of my heart!  
thank You, Lord. Thank You for liv - ing here in me.

E♭add9 E♭ Fm

Yes, I want to thank You, Lord al - ways You're my  
Yes, I want to thank You, Lord for ev - ery fresh  
Yes, I want to thank You, Lord that with Your eyes

B♭9 E♭add9 Cm

And I Want To Thank You - page 2

Gm C7 Fm

shin - ing star!  
start.  
I see!

Wheth - er I'm home or far a - way  
I have wan - dered far down man - y by -  
I see Your - glo - ry on the earth,

Bb7 Bb11 Fm/Ab A dim7

ways,

each day I wake and as I pray I am  
got turned a - round and head - ed back. And yet  
in ev - ery hu - man soul such worth Yes, with -

Eb/Bb Cm Fm7 Bb7

filled with Your Love the gui - ding Pre - sence. You will light my way!  
through it all You've been be - side me. Ne - ver did I lack!  
in each of us Your seed is plan - ted. Our lives give You birth!

And I Want To Thank You - page 3

B $\flat$ 7      B $\flat$ 11      E $\flat$ add9      1, 2  
B $\flat$ 11

And I want to thank You.      And I want to  
And I want to thank You.      And I want to  
And I want to thank You.

Detailed description: This system contains the first two lines of music. The vocal line is on a single staff with a treble clef and a key signature of two flats. It features a melody of quarter and eighth notes. The piano accompaniment consists of two staves (treble and bass clefs) with chords and moving lines. The lyrics are written below the vocal staff.

Last time  
Cm7      A $\flat$ 6

And I want to thank You.

Detailed description: This system contains the third line of music. The vocal line continues the melody. The piano accompaniment provides harmonic support. The lyrics are written below the vocal staff.

Fm7      *rit.*      E $\flat$ M7(add9)

And I want to thank You!

Detailed description: This system contains the final line of music. The vocal line concludes with a final note. The piano accompaniment features a final chord and some decorative flourishes. The lyrics are written below the vocal staff.

This page intentionally left blank

# I'm Gonna Give It Away

Words and Music by Jeanne Loehnis  
arr. David Ezell

Lightly (♩ = c. 124)

Melody

Gm7 C7 F

When the  
In the

Detailed description: This system contains the first four measures of the piece. The melody line starts with a whole rest in the first measure, followed by a dotted quarter note in the second, a quarter note in the third, and a quarter note in the fourth. The piano accompaniment features a bass line with quarter notes and a treble line with chords. A fermata is placed over the piano accompaniment in the third measure.

M

B♭ C7 F Dm

road times you of walk sad - ness, seems all pain, up - and - hill: you're when your

Detailed description: This system contains measures 5 through 8. The melody line has lyrics: "road times you of walk sad - ness, seems all pain, up - and - hill: you're when your". The piano accompaniment continues with chords and a bass line.

M

Gm7 C F F7

tired pre - and - cious can't heart go does on. bleed.

Detailed description: This system contains measures 9 through 12. The melody line has lyrics: "tired pre - and - cious can't heart go does on. bleed.". The piano accompaniment continues with chords and a bass line.

I'm Gonna Give It Away - page 2

M

B $\flat$  C Dm B $\flat$

Walk with me by my side un - til  
Come, my friend, an - y - time. You'll see:

M

F/C C F  $\text{\textcircled{F}}7$

Love gives you strength to run! 'Cause I'm gon - na  
Love an - swers ev - ery need! And I'm gon - na

H

M

B $\flat$  3 C F 3

give it a-way. I'm gon - na give it a-way. I feel God's  
give it a-way. I'm gon - na give it a-way. I feel God's

H

I'm Gonna Give It Away - page 3

M B $\flat$  C13 F F7/E $\flat$

Love in - side me now. I'm gon - na  
 Love in - side me now. And I'm gon - na

H

3

M B $\flat$  C Am Dm

give it a-way. I'm gon - na share this Love.  
 give it a-way. I'm gon - na share this Love.

H

3

3

3

I'm Gonna Give It Away - page 4

M

Gm7 C C7 *First ending*  
F

I'll be God's Love for you! In the  
I'll be God's Love for

H

*First ending*

Detailed description: This system contains the first ending of the song. It features three staves: a vocal line for the male voice (M), a vocal line for the female voice (H), and a piano accompaniment. The piano part has a treble and bass clef. The first ending is marked with a box and includes a triplet in the bass line. The lyrics are: "I'll be God's Love for you! In the" for the male voice and "I'll be God's Love for" for the female voice. Chords Gm7, C, C7, and F are indicated above the male vocal line.

M

*D.S. al Fine* *Fine last time*

you! And you!

H

*D.S. al Fine* *Fine last time*

Detailed description: This system contains the second ending of the song. It features three staves: a vocal line for the male voice (M), a vocal line for the female voice (H), and a piano accompaniment. The piano part has a treble and bass clef. The second ending is marked with a box and includes a triplet in the bass line. The lyrics are: "you! And you!" for both male and female voices. The piano accompaniment includes chords and a triplet in the bass line.

This page intentionally left blank



# Songs For Your Spirit

**On Your Daily Walk** can be ordered on-line at [www.SongsForYourSpirit.com](http://www.SongsForYourSpirit.com) or by mailing this completed form with payment to the address below. Thank you for your order and for blessing the world with your music!

## Order Form and Packing Slip

### Ship to:

### Ship from:

**Name:**

Jeanne Loehnis

**Address:**

133 West Florida Avenue  
Appleton, Wisconsin 54911

**Email:**

[SongsForYourSpirit@new.rr.com](mailto:SongsForYourSpirit@new.rr.com)

<b>Description</b>	<b>Qty</b>	<b>Unit price</b>	<b>Cost</b>
On Your Daily Walk Keyboard Scores		\$8.00	
On Your Daily Walk Lead Sheets		\$5.00	
<i>Shipping and Handling (for paper copies only; electronic delivery is free):</i>			\$3.00
<b>Total:</b>			

----- Clip and save for your records -----

## **Songs For Your Spirit**

*Songs to nourish the soul that everyone in your congregation can sing!*

**Jeanne Loehnis**

*singer/songwriter*

**Email:**

[SongsForYourSpirit@new.rr.com](mailto:SongsForYourSpirit@new.rr.com)

**Phone:** (920)858-3262

133 West Florida Avenue

[www.SongsForYourSpirit.com](http://www.SongsForYourSpirit.com)

Appleton, Wisconsin 54911

# On Your Daily Walk

The text 'On Your Daily Walk' is rendered in a yellow, outlined, serif font. The letters are three-dimensional, with a shadow cast beneath them to the left, suggesting they are standing on a surface.

Songs For Your Spirit  
**Songs For Your Spirit**  
Volume 2



Copyright 2006 Jeanne Loehnis Appleton, Wisconsin  
Songs For Your Spirit Publishing  
All Rights Reserved

No part of this book may be reproduced beyond the  
purchased licensing agreement or transmitted  
in any form or by any means, electronic or mechanical,  
without permission in writing from the publisher.

Contact information:

Jeanne Loehnis  
133 West Florida Avenue  
Appleton, WI 54911  
(920) 858-3262  
SongsForYourSpirit@new.rr.com  
www.SongsForYourSpirit.com

David Ezell  
2135 Cunningham Rd.  
Columbia, SC 29210  
(803) 798-2901  
(803) 319-8004  
davidzell@earthlink.net

First Edition November 2006

## Composer's Thoughts

Welcome to *On Your Daily Walk*, a collection of songs to highlight those qualities which, when practiced daily, do much to grow our consciousness of Spirit. Centering ourselves in love and gratitude for the life that we have been given brings our focus to positive, affirming thoughts. Acknowledging Spirit as Source through praise and claiming the spiritual power that is inherently ours remind us that we always have all that we need. The *Songs For Your Spirit* series includes these inspirational topics:

- *Christmas and other Special Topics*
- *Faith Trust, and Letting Go*
- *God's Love*
- *Healing and Forgiveness*
- *Let Your Light Shine!*
- *On Your Daily Walk*
- *Prayer and Meditation*
- *Prosperity and Thought*
- *Release The Imprisoned Splendor*
- *We Are One*

Music is an integral part of any worship service. As a universal language, music has the ability to touch the depth of our spiritual selves. The energy created by music, energy which flows in and through and around us all, is never more moving than when each member of the congregation raises their voice in song. It is pure gift when the music minister provides the framework for every congregant to experience the message in song. It is toward this goal that *Songs For Your Spirit* came to be.

Music, for me, is the main channel through which Spirit's presence and guiding force make themselves known. Experiencing the minister's message in song through easy melodies and meaningful lyrics completes the service and provides an experiential memory that will resurface frequently during the week. It is my hope that, through bringing these songs to life, you and those with whom you worship will have found yet another path to the personal voice of Spirit within you.

**As a Minister or Spiritual Leader** you will find here the lyrics of transformational music, lyrics which support your message and may even provide the idea and framework for the next message. Many of the songs in the series were written from ministers' notes in order to "be the message" in song for the week. Search the CD to locate quickly the lyrics which meet your need.

**As a Music Minister** you will find:

- Catchy melodies in keys that the average singer can perform
- Easy-to-play piano arrangements formatted to minimize page turns
- Simple harmonies that are easily embellished by the improvisation artist
- Lead sheets in guitar-friendly keys
- A suggested use index to guide selection based on your need for a congregation, group, or solo piece
- Recordings, piano karaoke tracks, lyric text for projection

It is my hope that this music is both meaningful and easy to use. Your comments and suggestions are welcome! You will find contact information on page two for primary contributors. Please check out:

[www.SongsForYourSpirit.com](http://www.SongsForYourSpirit.com)

for links to spiritual music from many other talented and beautiful people!

Blessings, my friends!  
Jeanne

Special thanks ...

to David Ezell who collaborated on this book,  
sharing freely his experience as an arranger,  
his excitement about the message,  
and his support for the work of Spirit in the world;

to Linda Missad, whose loving attention to detail in  
Volume I, Let Your Light Shine!,  
provided a template that makes this volume just as  
easy to read and lovely to the eye;

and to Marc Golde of Rock Garden Studio  
who brings my simple guitar playing  
and vocals to life in the studio and helps me  
to relax and feel confident despite my lack of experience;

and to Greg Waters of Vector CDs for  
affordable, quality reproduction;

and to some very special friends who encourage,  
spread wonderful rumors about this music,  
lift me up when I feel down;

and to my husband, Jamie, who believes in me,  
gifts me with time and space to do this work,  
and loves me.

# On Your Daily Walk

<b>Song</b>	<b>Suggested Use</b>	<b>Page</b>
Gratitude	Congregation, Opening or Closing	7
It's A Blessed Day	Congregation, Opening	8
How Do I Love Thee?	Congregation, Easy to harmonize, Opening or Closing	9
Kingdom, Power, Glory	Congregation, Multi-Part Chant Optional, Opening or Closing	10
Power Is In Now	Congregation, Multi-Part Chant Optional, Opening or Closing	12
Give It Your Best Shot!	Leader or Choir, Closing	14
The Greatest Love	Leader or Choir, Meditation	16
Jesus, I Will Follow	Children	18
Praise God Every Day	Children	20
Praise God	Congregation, Opening	22
And I Want To Thank You	Solo, Meditation	24
I'm Gonna Give It Away	Congregation, Easy to Harmonize, Closing	26

This page intentionally left blank

# Gratitude

Words and Music by Jeanne Loehnis  
arr. Jeanne Loehnis

Have fun (♩ = c. 138)

C C/B C/A G7 C C/B C/A G7 C C/B

Grat - i - tude,  
Grat - i - tude,  
Grat - i - tude,

C/A C/G C G

grat - i - tude, it's not a feel - ing it's an at - ti - tude. When  
grat - i - tude, it's not a feel - ing it's an at - ti - tude. No  
grat - i - tude, it's not a feel - ing it's an at - ti - tude. Each

C C+/E

chal - lenge is con - ceal - ing all things I would call ap - peal - ing grat - i -  
mat - ter my e - mo - tion, when sweet grat - i - tude's in mo - tion I am  
day is mine to fo - cus not on an - cient ho - cus po - cus but a

F C/G G7

Until last time C Last time C

tude can be re - veal - ing: All is well.  
one with the rich no - tion: All is well.  
dai - ly grate - ful no - tice: All is well.

(\* Optional verses

Gratitude, gratitude, it's not a feeling it's an attitude.  
Despite all that I'm doing  
I'm not winning but I'm losing.  
Gratitude won't stop infusing:  
All is well.

Gratitude, gratitude, it's not a feeling it's an attitude.  
As I trust in the process,  
use the steps to cut my losses,  
gratitude shows me the progress:  
All is well.

Gratitude, gratitude, it's not a feeling it's an attitude.  
When I let go of worry  
and the endless hurry scurry  
gratitude comes with a flurry:  
All is well.

Gratitude, gratitude, it's not a feeling it's an attitude.  
When fear is overwhelming  
and I feel as though I'm drowning  
gratitude upturns my frowning:  
All is well.

(\* This song should be done playfully. Stretch the rhythm in the "verses". Pause before "All is well".  
Have fun and give it attitude!

# It's A Blessed Day

Words and Music by Jeanne Loehnis  
arr. David Ezell

Joyfully (♩ = c. 108)

C Dm7 G11 G7

It's a

C CM7 Dm7 G7

bles - sed day in the mor - ning. The sky is  
bles - sed day, can't you feel it? With - in your  
bles - sed day, will you share it? Up - on your

Em F C/G Am

blue, the sun is bright. It's a bles sed day and  
heart, God's love is true. It's a bles - sed day. You  
face, now wear your smile! It's a bles - sed day. Come

Dm7 G7sus4 G7 1, 2 C G7sus4 G7 Last time C

ev - 'ry - thing's al - right. It's a  
know God lives in you. It's a  
walk with God a while.

Dm7 G11 C G11 C

# How Do I Love Thee?

Lightly (♩ = c. 120)  
Capo 3

Words and Music by Jeanne Loehnis  
arr. David Ezell

G Em Am7 D7 G Em C D7

G Em7 Am7 D7 D7sus4

How do I love thee? Let me count the ways.

G Em7 Am7 D7

How do I love thee? Let me see.

Verses Em Bm C G/B

I love your smile and I love your eyes.  
I love your spi - rit, your in - ner strength.  
I love the hope your pre - sence im - parts.

C G/B Am7 D D#7

I love the way that you say, "Hi!"  
I love your child - like, trust - ing faith.  
I love your un - der - stand - ing heart.

Em Bm Am7 D7sus4 D7 G Em

How do I love thee? Let me count the ways.

Last time  
Am D7 D7 G Em Am7 Bm C D7 G Em C D7 G

Let me count the ways. Let me count the ways!

# Kingdom, Power, Glory

Words and Music by Jeanne Loehnis  
arr. David Ezell

Joyfully (♩ = c. 80)

Chords: D A

Voice 3: We are One!

Voice 2: We are One in the King - dom! We are

Voice 1: We are One in the King - dom! We are

Chords: D A D GM7(add9)

V3: We are One! Yes, we

V2: One with the Po - wer! And we share in the Glo -

V1: One with the Po - wer! And we share in the

Kingdom, Power, Glory - page 2

Chords: D/A, A, D, G6, <sup>1</sup> D, A11, <sup>2</sup> D

V3: share in the Lord!

V2: ry of the Lord! We are

V1: Glo - ry of the Lord! We are

(\* ) Kingdom, Power, Glory was written as a congregation chant. Bring in the voices one at a time, bottom up.

(\* \*) Alternate words for use with a message about Prosperity:

Voices 1 and 2:

We've received from the Spirit!  
 And we give to our neighbor!  
 And we share in the riches of all life!

Voice 3:

We've received!  
 And we give!  
 In the riches of life!

# Power Is In Now

**Powerfully and with intention** (♩ = c. 118)  
**Capo 3**

Words and Music by Jeanne Loehnis  
*arr. David Ezell*

Intro: Am(add9) Am Am(add9) Dm7 Am(add9) Am Dm7 E7♭13

V2: Am(add9) Am Am(add9) Dm7 Am(add9) Am Dm7 Dm6  
 Po- wer, po- wer is in Now. Yes, all

V2: Am(add9) Am Dm7 E7♭13 Am Am9 Am(sus4)/E Am  
 po - wer, po- wer is in Now.

V2: Am(add9) Am Dm Am(add9) Am Dm Dm6  
 Po- wer, po- wer is in Now. Yes, all

V3: Po- wer is in Now. Po- wer is in Now.

V1: Am

V2: Am(add9) Am Dm E7♭13 Am(add9) Am Am(sus4) All  
 po - wer, po- wer is in Now.

V3: Po- wer is in Now. Yes, Po- wer is in Now.

\* Chant can be done in unison on any single line or with any two or three parts sung together. Repeat as desired.

Power Is In Now - page 2

Am(add9) Am Am(add9) Dm Am(add9) Am

V1  
 po - wer is in Now. All po - wer is in

V2  
 Po - wer, po - wer is in Now.

V3  
 Po - wer is in Now. Po - wer is in

Dm7 Dm6 Am(add9) Am Dm7 E7b13

V1  
 Now. All po - wer is in Now. All

V2  
 Yes, all po - wer, po - wer is in

V3  
 Now. Po - wer is in Now. Yes,

Am(add9) Am

1	Am(sus4)	Am
2	Am(sus4)	Am

V1  
 po - wer is in Now. Now.

V2  
 Now.

V3  
 Po - wer is in Now. Now.

# Give It Your Best Shot

Words and Music by Jeanne Loehnis  
arr. David Ezell

Freely (♩ = c. 130)

D                    G                    Gm6/E D/A A7                    D

We've  
We'll

D                    G

Ev - ery - one's a child in this game called life. And  
E - ven when we feel a - fraid or lost at sea and  
got this pre - cious life to live, one bles - sed chance, and  
find we're up a - gainst a wall and lost at times. We've  
Nev - er need we feel a - lone, with - out a prayer. Sweet

D                    A

les - sons in a - bun - dance will un - fold.  
when we've run a - way and tried to hide:  
ma - ny rich love sto - ries ours to tell. Yet  
strayed for we have ta - ken a wrong turn. Re -  
Spi - rit's al - ways read - y to as - sist. In

D                    D/C                    G/B                    Gm/B♭

Each day of - fers yet an - oth - er clean white slate And  
nev - er on our own with - out a help - ing hand for  
some - times we for - get that it's a sa - cred dance: In  
turn - ing to the sa - cred dance we step in line And  
an - y mo - ment, eve - ry mo - ment turn with - in and



# The Greatest Love

Prayerfully (♩ = c. 96)  
Capo 3

Words and Music by Jeanne Loehnis  
arr. David Ezell

The musical score is written in 4/4 time with a key signature of one flat (F major). It consists of seven staves of music. The first staff shows the initial chords: C, F, G, and Am. The second staff begins with FM7, Dm, G11, and C, with the lyrics "I've found the". The third staff continues with C, F, G, C, and C/E, with lyrics "great - est Love in all of the land. I've found the". The fourth staff has FM7, Dm, G, G7, C, and Gsus4, with lyrics "great - est Love right here in my hand. I've found the". The fifth staff features FM7, B♭, E7, Am, and Fm6/A♭, with lyrics "great - est Love in the heart of man. I've found the". The sixth staff includes C/G, F, rit. B7, and G7, with lyrics "great - est Love in the pure 'I AM'. I've found the". The seventh staff starts with *a tempo*, C, F, G, and Am, with lyrics "great - est Love and all can see. I've found the".

The Greatest Love - page 2

FM7 Dm7 *Last time to coda* G11 C

great - est Love right here in you and me!

FM7 Dm7 G11 G7 C *Verses*

I've trav - eled  
And I've searched

Em Am Dm7 E7

day and night through times of fear and strife. I've walked with  
high and low and I've searched near and far. I've climbed the

FM7 Em7 Am7 Dm7 G G11

o - pen hands here and in for - eign lands. And I've found the  
high - est peak, swam to the o - cean deep. But I've found the

G11 G7 C G11 C

you and me!


# Jesus, I Will Follow

**Joyfully** (♩ = c. 144)

*Use entire song as introduction*


Words and Music by Jeanne Loehnis

*arr. David Ezell*




C Am F G

Je - sus, I will fol - low as Your life lights my way.




Am F Fm6 C/G G7 C

Je - sus, I will fol - low in Your foot - steps eve - ry day.



C Am F G

Je - sus, I will lead as Your life lights my way.



Am F Fm6 Dm9 G C

Je - sus, I will lead friends like Ma - ry day by day.

(\*) Jesus, I Will Follow was written to be used by a children's Sunday school program. Children act out the "following" and "leading" and replace "Mary" with the name of the individual being led. The song is repeated as often as there are children to lead.

This page intentionally left blank

# Praise God Every Day

**Very lively** (♩ = c. 144)

*Use entire song as introduction*

Words and Music by Jeanne Loehnis

*arr. David Ezell*

Sing God's prai - ses loud and clear.  
 Praise God on the flute and drum.  
 Praise God as you walk a - round.  
 Praise God e - ven when you dance.

Ev - ery - one will stop to hear.  
 If you choose then you can hum.  
 Move, but do not make a sound.  
 Come now! You can take the chance.

With your friends now shout and cheer.  
 There's a part for ev - ery - one.  
 March now, as your feet they pound.  
 With God nev - er say you can't.

Praise God ev - ery day.  
 Praise God with a song.  
 Praise God with your feet.  
 Praise God as you move.

(\*) Song is intended to be an interactive activity with children. During the measures of rest (3-4, 7-8, 11-12), musicians should keep the beat while children act out the phrase they've just sung. Lyrics can be selected from the numerous verses below or made up by the children.

## Praise God Every Day, page 2

### *Optional verses:*

Praise God in the morning light.  
Each and every noon and night.  
And before you start a fight.  
Praise God all the time.

Praise God in your Sunday best.  
When you're dressed to take a test.  
Even if your hair's a mess.  
Praise God as you are.

Praise God anywhere you go.  
Everyone God's Love you'll show.  
Shout God's praises high and low.  
Praise God everywhere.

Praise God when you pet your cat.  
When you watch her chase a rat.  
Even as she swats a gnat.  
Praise God for your pets.

Praise God when you're feeling mad.  
When you're down and when you're sad.  
God will make your heart feel glad.  
Praise God in your need.

Praise God when you help a friend.  
To his needs you can attend.  
Then with prayer God's Love you'll send.  
Praise God as you help.

Praise God when you're with your Dad.  
When your sister's acting bad.  
Even if your brother's mad.  
Praise God at your home.

Praise God with your favorite sport.  
On the field or on the court.  
When the ball's been thrown too short.  
Praise God at the game.

Praise God with your inner voice.  
As you listen to each choice.  
Let your spirit now rejoice.  
Praise God from your soul.

# Praise God

**Happily** (♩ = c. 144)  
**Capo 3**

Words and Music by Jeanne Loehnis  
*arr. Jeanne Loehnis*

G G7 C/E Am G G7 C G

C Em/B F/A C/G C Em F

Sing out with joy from the Lord now. Sing out the love  
 Reach out with love from the Lord now. Reach out your - neigh-  
 Speak out the truth of the Lord now. Speak out and tell  
 Work with the strength of the Lord now. Work hard God's la-  
 Play with the gifts that God gave you. Play now en - joy

G C C Em/B F/A G

in your heart. Praise God with each song you sing now.  
 bor to touch. Praise God by lov - ing each per - son.  
 ev - ry - one. Praise God by hon - est - ly shar - ing.  
 bor to do. Praise God by serv - ing in love now.  
 each day. Praise God by shar - ing your tal - ents.

G G7/F C/E Am

Praise now the Lord our God.  
 Praise now the Lord our God.  
 Praise now the Lord our God.  
 Praise now the Lord our God.  
 Praise now the Lord our God.

G G7 C

1, 2, 3, 4	G
Last time	G7 C

Praise God in Song!  
 Praise God in Love!  
 Praise God in Truth!  
 Praise God in Work!  
 Praise God in Play!

This page intentionally left blank

# And I Want To Thank You

Joyfully (♩ = c. 112)  
Capo 3

Words and Music by Jeanne Loehnis  
arr. David Ezell

C Am7 G11 G7

And I want to

Cadd9 C Dm

thank You, Lord.  
thank You, Lord.  
thank You, Lord.

Thank You for eve - ry - thing You are!  
Thank You from the bot - tom of my heart!  
Thank You for liv - ing here in me.

G9 Cadd9 Am

Yes, I want to thank You, Lord  
Yes, I want to thank You, Lord  
Yes, I want to thank You, Lord

al - ways You're my  
for ev - ery fresh  
that with Your eyes

Em A7 Dm

shin - ing star!  
start.  
I see!

Wheth - er I'm home or far a - way  
I have wan - dered far down man - y by -  
I see Your - glo - ry on the earth,

G7 G11 Dm/F F#dim7

ways,

each day I wake and as I pray  
got turned a - round and head - ed back.  
in ev - ery hu - man soul such worth

I am  
And yet  
Yes, with -

And I Want To Thank You - page 2

C/G Am Dm7 G7

filled with Your Love the gui - ding Pre - sence. You will light my way!  
 through it all You've been be - side me. Ne - ver did I lack!  
 in each of us Your seed is plan - ted. Our lives give You birth!

G7 G11 Cadd9 1, 2 G11

And I want to thank You. And I want to  
 And I want to thank You. And I want to  
 And I want to thank You. And I want to

Last time Am7 F6

And I want to thank You.

Dm7 *rit.* CM7(add9)

And I want to thank You!

# I'm Gonna Give It Away

Lightly (♩ = c. 124)  
Capo 5

Words and Music by Jeanne Loehnis  
arr. David Ezell

Melody

Dm7 G7 C

M

F G7 C Am

road times you of walk sad - ness, all pain, up and - hill: you're  
In the  
times of sad - ness, pain, and strife when your

M

Dm7 G C C7

tired and can't go on.  
pre - cious heart does bleed.

M

F G Am F

Walk with me by my side un - til  
Come, my friend, an - y - time. You'll see:

M

C/G G C C7

Love gives you strength to run! 'Cause I'm gon - na  
Love an - swers ev - ery need! And I'm gon - na

H

M

F 3 G C 3 C/E

give it a-way. I'm gon - na give it a-way. I feel God's  
give it a-way. I'm gon - na give it a-way. I feel God's

H

I'm Gonna Give It Away - page 2

M

F G13 C C7/Bb

Love in - side me now. I'm gon - na  
Love in - side me now. And I'm gon - na

H

M

F 3 G Em Am

give it a-way. I'm gon - na share this Love.  
give it a-way. I'm gon - na share this Love.

H

M

Dm7 G G7 C *First ending*

I'll be God's Love for you! In the  
I'll be God's Love for

H

M

*D.S. al Fine* *Fine last time*

you! And you!

H

This page intentionally left blank



# Songs For Your Spirit

**On Your Daily Walk** can be ordered on-line at [www.SongsForYourSpirit.com](http://www.SongsForYourSpirit.com) or by mailing this completed form with payment to the address below. Thank you for your order and for blessing the world with your music!

## Order Form and Packing Slip

### Ship to:

### Ship from:

Name:

Jeanne Loehnis

Address:

133 West Florida Avenue  
Appleton, Wisconsin 54911

Email:

[SongsForYourSpirit@new.rr.com](mailto:SongsForYourSpirit@new.rr.com)

<b>Description</b>	<b>Qty</b>	<b>Unit price</b>	<b>Cost</b>
On Your Daily Walk Keyboard Scores		\$8.00	
On Your Daily Walk Lead Sheets		\$5.00	
<i>Shipping and Handling (for paper copies only; electronic delivery is free):</i>			\$3.00
<b>Total:</b>			

----- Clip and save for your records -----

## **Songs For Your Spirit**

*Songs to nourish the soul that everyone in your congregation can sing!*

**Jeanne Loehnis**

*singer/songwriter*

Email:

[SongsForYourSpirit@new.rr.com](mailto:SongsForYourSpirit@new.rr.com)

Phone: (920)858-3262

133 West Florida Avenue

[www.SongsForYourSpirit.com](http://www.SongsForYourSpirit.com)

Appleton, Wisconsin 54911